




2022

Coastal Plains Chicken Project



Project Record Book Cloverbud





Regional Chicken Project Project Book

Cloverbud



| | | | | |
|----------------------------------|--------|-----------|-------------------------|--|
| Name: | | | Age (as of January 1): | |
| Name of School: | | | Grade: | |
| Address: | | | | |
| City: | State: | Zip Code: | Phone: | |
| 4-H Club Name: | | | Number of Years in 4-H: | |
| 4-H Club Leader or Agent's Name: | | | County: | |

Signature of Parent/Guardian

Signature of Club Leader, 4-H Agent or Advisor

Objectives of the Chicken Project Record Book

1. To gain knowledge and experience caring for poultry
2. To learn responsibility
3. To learn record keeping skills

Things to keep in mind about the project:

- This project is for the child to explore and discover project areas.
- The completed Chicken Project Record Book will be judged as part of the Regional Chicken Project competition.
- Regional Chicken Project participants will participate in poultry showmanship at the show in a class of the appropriate age group.
- The responsibility of animal ownership should not lie solely with the child, but with the parents and/or advisor also.

Rules of activity:

1. All completed Chicken Project Books must be turned into the county agent or Ag teacher/advisor on **April 15, 2022** in order to be eligible to compete for awards on the day of the show.
2. All sections of the Chicken Project Record book must be completed in order to be eligible to compete in the Chicken Showmanship and Breed Competitions.
3. Record keeping about your chicken(s) begins on the date that you start preparing to receive your chicks until the date of the show.
4. Be mindful of page limitations and guidelines for each section. **Do not submit Chicken Project Record Books in binders or notebooks, but folders are acceptable.**
5. All signatures must be obtained for this Chicken Project Book to be complete.
6. All work must be done by the submitting 4-H, Ag Ed student or FFA member. Plagiarism is not allowed. Project Record Books that appear to be plagiarized will be disqualified and ineligible for awards. (We want to see the children's handwriting if possible.)
7. **Portions of the Chicken Project Record Book may be submitted to other project book competitions at the county, district, region or state level for further awards. Please see your 4-H Agent.**

Helpful Hints for Record Keeping

This project booklet is a supplement to and can be added to your year-long Project Record Book at a later time.

Record Keeping

Why Do You Keep Records in 4-H?

- to save information about your project so you can look it up later and recall it
- to learn how to keep accurate records
- to keep track of the work you have done
- to remember your 4-H activities
- to credit and honor your achievements and progress

What Makes a Good Project Book?

Completeness - A good project book has all the required information. Pages should include all necessary information.

Accuracy - Your information should be accurate and up-to-date.

Neatness - Always do your best to keep your book neat and readable. If you cannot read your records you will not be able to use them in the future.

Personality - This is your project book. Make your book unique. Be original and personal in the information you keep in your book. Add souvenirs pertaining to your club's activities, photos, newspaper and magazine articles about you, your club or 4-H in general. The more personal you make your project book, the more the reader will understand you and your project and appreciate the work you have done.

Create a project book you are proud of. It will be fun to look back at it in years to come.

A Few Tips to Help You Out

- Use a 3-prong folder - no binders. .
- Start your record-keeping as soon as possible.
- Keep your records up to date. It is easy to forget details.
- Remember to take pictures!

4-H PLEDGE

I pledge my **HEAD** to clearer thinking,
my **HEART** to greater loyalty,
my **HANDS** to larger service,
and my **HEALTH** to better living,
for my club, my community,
my country, and my world.



ABOUT MY 4-H MEMBERSHIP

I am a member of _____
(club name or at-large)

4-H District: _____

Start Date of Project: _____

I am participating in the Coastal Plains Chicken Project because:


During the Coastal Plains Chicken Project, I hope to learn:

Draw a picture of you and your favorite chicken.



Parts of the Chicken

Color and label the parts of the chicken.



Use each word only once:

Beak

Eye

Toes

Breast

Hock

Vent

Comb

Shanks

Wattles

Ear lobe

Shoulder

Animal Care and Management



Your project requires regular care and management. List the things necessary to take care of your chickens.

Include the following:

- Feeding and watering practices
- Health practices and medicines
- General Management (cleaning living area, etc.)

| |
|--|
| Daily - Things done once or twice a day |
| |
| Weekly - Things done once or twice a week |
| |
| Monthly - Things done once a month |
| |

Learn to Draw a Chicken



Try it here:

Find the words below...

Chick
Egg


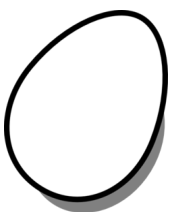
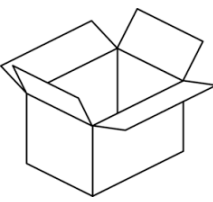





Hatch
Incubator

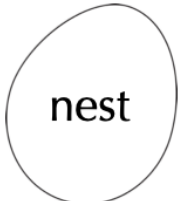
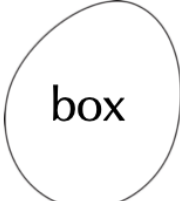

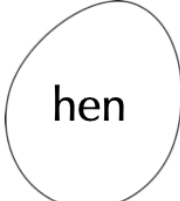
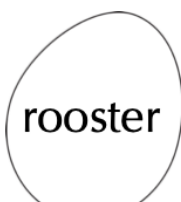
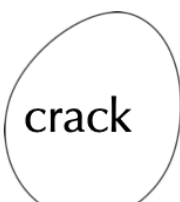


Grow
Yolk

| | | | | | | | | | |
|---|---|---|---|---|---|---|---|---|---|
| C | H | I | C | K | R | N | E | Y | L |
| T | I | N | C | U | B | A | T | O | R |
| A | M | L | M | R | S | F | P | L | O |
| G | R | H | K | M | L | H | O | K | B |
| R | P | M | A | Y | E | G | G | W | T |
| O | X | H | S | T | A | T | M | B | P |
| W | O | M | A | H | C | R | J | N | Q |
| T | N | Y | L | D | E | H | B | N | E |

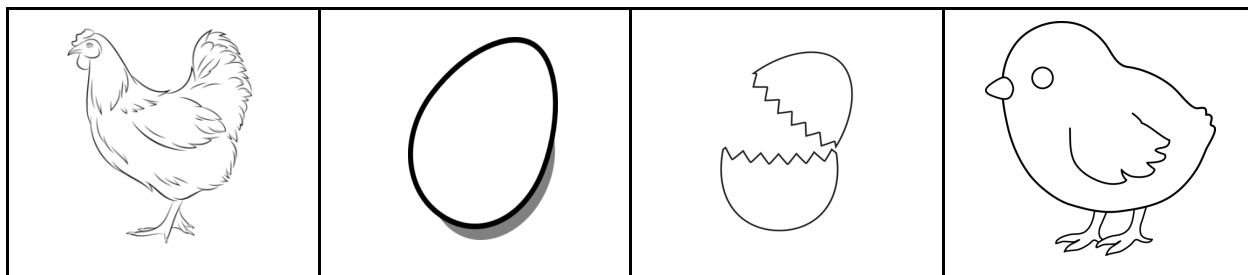



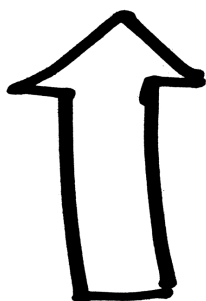





Cut and Paste the eggs to match the pictures to the words.

| | | | |
|---|--|--|--|
|  | |  | |
|  | |  | |
|  | |  | |
|  | |  | |

| | | | |
|---|---|--|---|
|  nest |  box |  hatch |  hen |
|  rooster |  crack |  chick |  egg |

Cut and paste to show the life cycle of a chicken.



4-H Activities that I Participated In
(Can be related or not related to the project)

Draw a picture of you participating in your favorite 4-H activity.



Use the following pages (between 1–3 pages only) for photos, drawings, written work, etc. that you would like to share about your project.





